

MODULAR AC WIRING SYSTEM FOR FLUENCE LED LIGHT FIXTURES AND POWER SUPPLIES

FEATURES


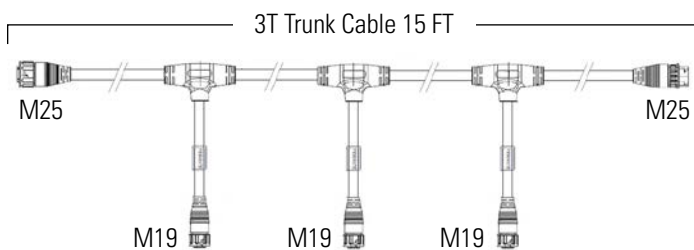
- Dramatic pre-wire, installation, and clean-up time and labor cost savings over traditional AC power wiring
- Push Lock connectors for plug-and-play, error-free installation and easy maintenance
- Designed for indoor, greenhouse, and vertical farming environments
- Suitable for wet locations
- Secure and reliable connections
- 1 year limited warranty



AC FLEX WIRING SYSTEM COMPONENTS

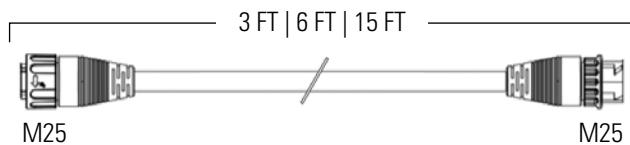
T-CONNECTOR CABLE

Connects Main Trunk to Power Supply of Light Fixtures



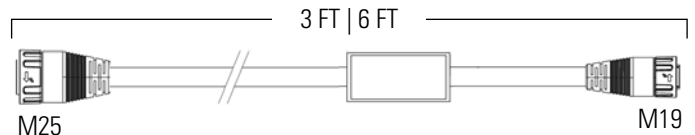
TRUNK EXTENSION CABLE

Extends length of T-Connector Trunk



TRUNK DROP CABLE

Connects the T-Connector Trunk to the Last Power Supply to End the Modular Cable Run



J-BOX/PANEL MOUNT PIGTAIL

Begins the Modular Cable Run at the Junction Box or Electrical Panel



REGIONAL COMMERCIAL CODE LEGEND

DESCRIPTION	Product	Cable Info	Cable Function	-	# Connector Pins	Connector1 (Input)	C1 Type	# Connector Pins	Connector2 (Output)	C2 Type	Length in Meters	Packing
	AF - AC Flex Wiring	U - UL Compliant	1T - 1T-Branch Cable 3T - 3T-Branch Cable ET - Trunk Extension TT - Trunk Termination PN - J-Box Panel Mount	-	X - N/A (Leads) 3 - 3 Pins	P9 - Push Lock M19 P5 - Push Lock M25 L3 - 3-wire Leads (Pigtails)	X - N/A (Leads) M - Male F - Female	X - N/A (Leads) 3 - 3 Pins	P9 - Push Lock M19 P5 - Push Lock M25 L3 - 3-wire Leads (Pigtails)	X - N/A (Leads) M - Male F - Female	XXX - No Cable Length ## - Length	S - Single Pack B - Bulk Pack
EXAMPLE	AF	U	ET	-	3	P5	M	3	P5	F	1.8	S

ORDERING INFORMATION

Description	Function (Refer to Wiring Diagram)	Regional Commercial Code (RCC)	Ordering PN 12NC Single Pack (S)	Ordering PN 12NC Bulk Pack (B)	Bulk Pack Carton QTY
3-T Branch Circuit Cable, 15 FT Trunk, 1 FT Drop	Connects 3 fixtures to circuit*	AFU3T-3P5M3P9F4.6	9124 017 01699	9124 016 56164	5
1-T Branch Circuit Cable, 5 FT Trunk, 1 FT Drop	Connects 1 fixture to circuit	AFU1T-3P5M3P9F1.5	9124 017 01701	9124 016 56165	10
1-T Branch Circuit Cable, 10 FT Trunk, 1 FT Drop	Connects 1 fixture to circuit	AFU1T-3P5M3P9F3.0	9124 017 01702	9124 016 56166	5
Trunk Extension Cable, 3 FT	Extends length of trunk to first or next T-cable	AFUET-3P5M3P5F0.9	9124 017 01696	9124 016 56157	10
Trunk Extension Cable, 6 FT	Extends length of trunk to first or next T-cable	AFUET-3P5M3P5F1.8	9124 017 01697	9124 016 56158	10
Trunk Extension Cable, 15 FT	Extends length of trunk to first or next T-cable	AFUET-3P5M3P5F4.6	9124 017 01698	9124 016 56159	5
Trunk Termination Cable, 3 FT	Ends the circuit at the last fixture	AFUTT-3P5M3P9F0.9	9124 017 01703	9124 016 56167	10
Trunk Termination Cable, 6 FT	Ends the circuit at the last fixture	AFUTT-3P5M3P9F1.8	9124 017 01704	9124 016 56168	10
J-Box/Panel Mount Pigtail, 6 IN Leads	Begins the circuit at the junction box or panel	AFUPN-XL3X3P5F0.1	9124 017 01695	9124 016 56156	20
AC Adapter Cable, M19 Push Lock to M19 Screw Lock	Adapts T-cable Drop or Trunk Termination to Screw Lock M19 Fixture	AAA-XXU3T9FP9M0.3	9124 017 01795	9124 016 56065	20
AC Adapter Cable, M19 Push Lock to Wieland Leaf Green RST1	Adapts T-cable Drop or Trunk Termination to Wieland RST1 Fixture	AAA-XXU3WGF9M0.1	9124 017 01608	9124 016 56068	20

WARNING: Do not use with light fixtures that exceed 3.75 A at 120 V AC operating voltage. Please refer to the electrical performance specifications of the light fixture specification sheet for the operating current.

REGIONAL COMMERCIAL CODE LEGEND

DESCRIPTION	Product	Cable Info	Cable Function	# Connector Pins	Connector1 (Input)	C1 Type	# Connector Pins	Connector2 (Output)	C2 Type	Length in Meters	Packing
	AF - AC Flex Wiring	U - UL Compliant	1T - 1T-Branch Cable 3T - 3T-Branch Cable ET - Trunk Extension TT - Trunk Termination PN - J-Box Panel Mount	X - N/A (Leads) 3 - 3 Pins	P9 - Push Lock M19 P5 - Push Lock M25 L3 - 3-wire Leads (Pigtails)	X - N/A (Leads) M - Male F - Female	X - N/A (Leads) 3 - 3 Pins	P9 - Push Lock M19 P5 - Push Lock M25 L3 - 3-wire Leads (Pigtails)	X - N/A (Leads) M - Male F - Female	XXX - No Cable Length ## - Length	S - Single Pack B - Bulk Pack
EXAMPLE	AF	U	ET	3	P5	M	3	P5	F	1.8	S

SPECIFICATIONS

Description	Regional Commercial Code (RCC)	Cable Length	Max AC Input Voltage	Max AC Input Current	Input Connector	Output Connector	T-Drop Connector	Cable Type	
3-T Branch Circuit Cable, 15 FT Trunk, 1 FT Drop	AFU3T-3P5M3P9F4.6	15 ft 4572 mm	480V	Input Total 15 A* Branches 3.75 A* Trunk Drop 3.75 A*	Push Lock Male M25 3-pin	Push Lock Female M25 3-pin	Push Lock Female M19 3-pin	Trunk: 3 x 14 AWG Branch: 3 x 18 AWG STW 600 V AC PVC Jacket	
1-T Branch Circuit Cable, 5 FT Trunk, 1 FT Drop	AFU1T-3P5M3P9F1.5	5 ft 1524 mm		Input Total 15 A Trunk Output 8 A Branch Output 7 A					
1-T Branch Circuit Cable, 10 FT Trunk, 1 FT Drop	AFU1T-3P5M3P9F3.0	10 ft 3048 mm							
Trunk Extension Cable, 3 FT	AFUET-3P5M3P5F0.9	3 ft 915 mm		15 A	Push Lock Male M25 3-pin	Push Lock Female M25 3-pin	N/A		STW 3 x 14 AWG 600 V AC PVC Jacket
Trunk Extension Cable, 6 FT	AFUET-3P5M3P5F1.8	6 ft 1829 mm							
Trunk Extension Cable, 15 FT	AFUET-3P5M3P5F4.6	15 ft 4572 mm							
Trunk Termination Cable, 3 FT	AFUTT-3P5M3P9F0.9	3 ft 915 mm		7 A	Push Lock Male M25 3-pin	Push Lock Female M19 3-pin	N/A		UL 1015 3 x 12 AWG 105° C/ 600 V AC
Trunk Termination Cable, 6 FT	AFUTT-3P5M3P9F1.8	6 ft 1829 mm							
J-Box/Panel Mount Pigtail, 6 IN Leads	AFUPN-XL3X3P5F0.1	6 in 152 mm		20 A	Pigtails	Push Lock Female M25 3-pin			STW 3 x 18 AWG 600 V AC PVC Jacket
AC Adapter Cable, M19 Push Lock to M19 Screw Lock	AAA-XXU3T9FP9M0.3	12 in 305 mm		10 A	Push Lock Male M19 3-pin	Screw Lock Female M19 3-pin			
AC Adapter Cable, M19 Push Lock to Wieland Leaf Green RST1	AAA-XXU3WGF9M0.1	6 in 152 mm	7 A	Wieland Female RST1 Leaf Green 3-pin PN 96.031.0055.7					

*** ⚠ WARNING:** Do not use with light fixtures that exceed 3.75 A at 120 V AC operating voltage. Please refer to the electrical performance specifications of the light fixture specification sheet for the operating current.

REGIONAL COMMERCIAL CODE LEGEND

DESCRIPTION	Product	Cable Info	Cable Function	# Connector Pins	Connector1 (Input)	C1 Type	# Connector Pins	Connector2 (Output)	C2 Type	Length in Meters	Packing
	AF - AC Flex Wiring	U - UL Compliant	1T - 1T-Branch Cable 3T - 3T-Branch Cable ET - Trunk Extension TT - Trunk Termination PN - J-Box Panel Mount	X - N/A (Leads) 3 - 3 Pins	P9 - Push Lock M19 P5 - Push Lock M25 L3 - 3-wire Leads (Pigtails)	X - N/A (Leads) M - Male F - Female	X - N/A (Leads) 3 - 3 Pins	P9 - Push Lock M19 P5 - Push Lock M25 L3 - 3-wire Leads (Pigtails)	X - N/A (Leads) M - Male F - Female	XXX - No Cable Length ## - Length	S - Single Pack B - Bulk Pack
EXAMPLE	AF	U	ET	3	P5	M	3	P5	F	1.8	S

PACKAGE INFORMATION

Description	Regional Commercial Code (RCC)	Ordering PN 12NC	Carton QTY	Weight	Length	Width	Height	HTS Tariff Code
3-T Branch Circuit Cable, 15 FT Trunk, 1 FT Drop	AFU3T-3P5M3P9F4.6S	9124 017 01699	1	5.62 lb 2.55 kg	15.5" 39.4 cm	5.0" 12.7 cm	15.5" 39.4 cm	8536.69.8000
	AFU3T-3P5M3P9F4.6B	9124 016 56164	5	23.70 lb 10.75 kg	13.5" 34.3 cm	13.0" 33 cm	9.0" 22.9 cm	
1-T Branch Circuit Cable, 5 FT Trunk, 1 FT Drop	AFU1T-3P5M3P9F1.5S	9124 017 01701	1	1.50 lb 0.68 kg	16.0" 40.7 cm	10.5" 26.7 cm	1.5" 3.9 cm	
	AFU1T-3P5M3P9F1.5B	9124 016 56165	10	12.79 lb 5.80 kg	13.5" 34.3 cm	13.0" 33 cm	9.0" 22.9 cm	
1-T Branch Circuit Cable, 10 FT Trunk, 1 FT Drop	AFU1T-3P5M3P9F3.0S	9124 017 01702	1	2.40 lb 1.09 kg	16.0" 40.7 cm	10.5" 26.7 cm	1.5" 3.9 cm	
	AFU1T-3P5M3P9F3.0B	9124 016 56166	5	10.91 lb 4.95 kg	15.5" 39.4 cm	5.0" 12.7 cm	15.5" 39.4 cm	
Trunk Extension Cable, 3 FT	AFUET-3P5M3P5F0.9S	9124 017 01696	1	0.79 lb 0.36 kg	16.0" 40.7 cm	10.5" 26.7 cm	1.5" 3.9 cm	
	AFUET-3P5M3P5F0.9B	9124 016 56157	10	5.73 lb 2.60 kg	15.5" 39.4 cm	5.0" 12.7 cm	15.5" 39.4 cm	
Trunk Extension Cable, 6 FT	AFUET-3P5M3P5F1.8S	9124 017 01697	1	1.28 lb 0.58 kg	16.0" 40.7 cm	10.5" 26.7 cm	1.5" 3.9 cm	
	AFUET-3P5M3P5F1.8B	9124 016 56158	10	10.58 lb 4.80 kg	15.5" 39.4 cm	5.0" 12.7 cm	15.5" 39.4 cm	
Trunk Extension Cable, 15 FT	AFUET-3P5M3P5F4.6S	9124 017 01698	1	2.87 lb 1.3 kg	16.0" 40.7 cm	10.5" 26.7 cm	1.5" 3.9 cm	
	AFUET-3P5M3P5F4.6B	9124 016 56159	5	13.23 lb 6.0 kg	15.5" 39.4 cm	5.0" 12.7 cm	15.5" 39.4 cm	
Trunk Termination Cable, 3 FT	AFUTT-3P5M3P9F0.9S	9124 017 01703	1	0.66 lb 0.30 kg	16.0" 40.7 cm	10.5" 26.7 cm	1.5" 3.9 cm	
	AFUTT-3P5M3P9F0.9B	9124 016 56167	10	5.51 lb 2.5 kg	15.5" 39.4 cm	5.0" 12.7 cm	15.5" 39.4 cm	
Trunk Termination Cable, 3 FT	AFUTT-3P5M3P9F1.8S	9124 017 01704	1	0.88 lb 0.40 kg	16.0" 40.7 cm	10.5" 26.7 cm	1.5" 3.9 cm	
	AFUTT-3P5M3P9F1.8B	9124 016 56168	10	7.72 lb 3.50 kg	15.5" 39.4 cm	5.0" 12.7 cm	15.5" 39.4 cm	
J-Box/Panel Mount Pigtail, 6 IN Leads	AFUPN-XL3X3P5F0.1S	9124 017 01695	1	0.21 lb 0.095 kg	16.0" 40.7 cm	10.5" 26.7 cm	1.5" 3.9 cm	
	AFUPN-XL3X3P5F0.1B	9124 016 56156	20	3.75 lb 1.70 kg	15.5" 39.4 cm	5.0" 12.7 cm	15.5" 39.4 cm	
AC Adapter Cable, M19 Push Lock to M19 Screw Lock	AAA-XXU3T9FP9M0.3S	9124 017 01795	1	0.29 lb 0.14 kg	16.0" 40.7 cm	10.5" 26.7 cm	1.5" 3.9 cm	
	AAA-XXU3T9FP9M0.3B	9124 016 56065	20	5.84 lb 2.65 kg	15.5" 39.4 cm	5.0" 12.7 cm	15.5" 39.4 cm	
AC Adapter Cable, M19 Push Lock to Wieland Leaf Green RST1	AAA-XXU3WGF9M0.1S	9124 017 01608	1	0.29 lb 0.14 kg	16.0" 40.7 cm	10.5" 26.7 cm	1.5" 3.9 cm	
	AAA-XXU3WGF9M0.1B	9124 016 56068	20	5.84 lb 2.65 kg	15.5" 39.4 cm	5.0" 12.7 cm	15.5" 39.4 cm	

MECHANICAL DRAWINGS

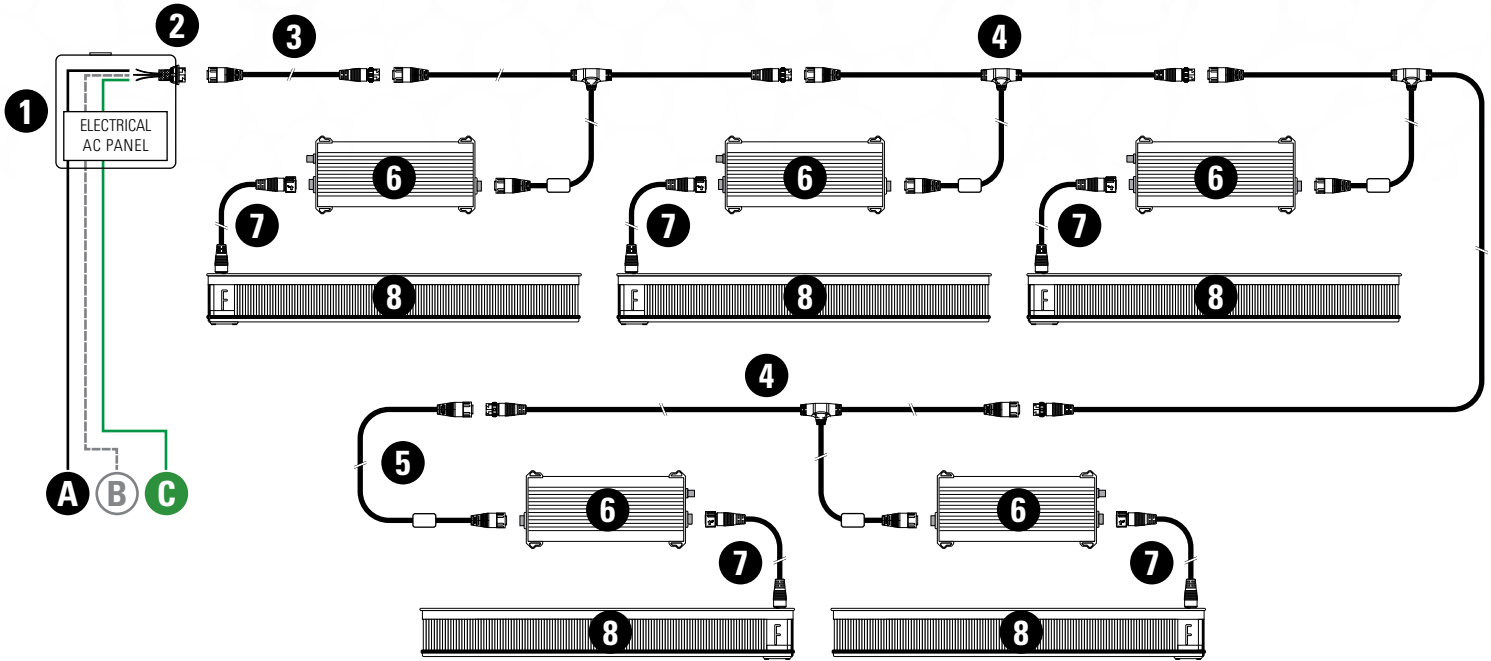
Regional Commercial Code (RCC)	Pin Config. Input Connector	Mechanical Drawing	Pin Config. Output Connector	Pin Config. T-Drop Connector
AFU3T-3P5M3P9F4.6	M25/M 3-pin Pin 1 Neutral Pin 2 Ground Pin 3 Line		M25/F 3-pin Pin 3 Line Pin 1 Neutral Pin 2 Ground	M19/F 3-pin Pin L Line Pin N Neutral Pin G Ground
AFU1T-3P5M3P9F1.5	M25/M 3-pin Pin 1 Neutral Pin 2 Ground Pin 3 Line		M25/F 3-pin Pin 3 Line Pin 1 Neutral Pin 2 Ground	M19/F 3-pin Pin L Line Pin N Neutral Pin G Ground
AFU1T-3P5M3P9F3.0	M25/M 3-pin Pin 1 Neutral Pin 2 Ground Pin 3 Line		M25/F 3-pin Pin 3 Line Pin 1 Neutral Pin 2 Ground	M19/F 3-pin Pin L Line Pin N Neutral Pin G Ground
AFUET-3P5M3P5F0.9	M25/M 3-pin Pin 1 Neutral Pin 2 Ground Pin 3 Line		M25/F 3-pin Pin 3 Line Pin 1 Neutral Pin 2 Ground	N/A
AFUET-3P5M3P5F1.8	M25/M 3-pin Pin 1 Neutral Pin 2 Ground Pin 3 Line		M25/F 3-pin Pin 3 Line Pin 1 Neutral Pin 2 Ground	N/A
AFUET-3P5M3P5F4.6	M25/M 3-pin Pin 1 Neutral Pin 2 Ground Pin 3 Line		M25/F 3-pin Pin 3 Line Pin 1 Neutral Pin 2 Ground	N/A
AFUTT-3P5M3P9F0.9	M25/M 3-pin Pin 1 Neutral Pin 2 Ground Pin 3 Line		M19/F 3-pin Pin L Line Pin N Neutral Pin G Ground	N/A
AFUTT-3P5M3P9F1.8	M25/M 3-pin Pin 1 Neutral Pin 2 Ground Pin 3 Line		M19/F 3-pin Pin L Line Pin N Neutral Pin G Ground	N/A
AFUPN-XL3X3P5F0.1	Black = Line White = Neutral Green = Ground		M25/F 3-pin Pin 3 Line Pin 1 Neutral Pin 2 Ground	N/A
AAA-XXU3T9FP9M0.3	M19 PL 3-pin/M Pin 2 Neutral Pin 3 Ground Pin 1 Line		M19 SL 3-pin/F Pin 1 Line Pin 2 Neutral Pin 3 Ground	N/A
AAA-XXU3WGF9M0.1	M19 PL 3-pin/M Pin 2 Neutral Pin 3 Ground Pin 1 Line		WIELAND 3-pin/F Pin 1 Line Pin 2 Neutral Pin 3 Ground	N/A

AC FLEX WIRING SYSTEM

Americas



WIRING DIAGRAM



COMPONENTS

- 1 Lighting Electrical Panel or Junction Box
- 2 AC Flex J-Box/Panel Mount Pigtail (AFUPN-XL3X3P5F0.1)
- 3 AC Flex Trunk Extension
3 FT (AFUET-3P5M3P5F0.9) or
6 FT (AFUET-3P5M3P5F1.8) or
15 FT (AFUET-3P5M3P5F4.6)
- 4 AC Flex T-Connector Cable to Light Fixture
1T 5 FT (AFU1T-3P5M3P9F1.5) or
1T 10 FT (AFU1T-3P5M3P9F3.0) or
3T 15 FT (AFU3T-3P5M3P9F4.6)
- 5 AC Flex Trunk Drop Cable to Last Light Fixture
3 FT (AFUTT-3P5M3P9F0.9) or
6 FT (AFUTT-3P5M3P9F1.8)
- 6 Power Supply for Light Fixture
- 7 DC Power Cable to Light Fixture
- 8 Light Fixture

CABLING

TYPICAL WIRING CONNECTIONS (REFER TO FIXTURE WIRING DIAGRAM)

Diagram Lead	Cable Lead Color	Power Supply Pin Connection	INPUT VOLTAGE					
			120 V	208 V	240 V	277 V	347 V	480 V
A	Black	L	Phase	Phase	Phase	Phase	Phase	Phase
B	White	N	Neutral	Phase	Phase	Neutral	Neutral	Phase
C	Green	G	PE	PE	PE	PE	PE	PE

Need assistance or have questions? Fluence will design your AC Flex Dimming Wiring System layout for you!

Contact us at: support@fluence-led.com



Contact **FLUENCE** @
support@fluence-led.com
www.fluence-led.com